

# 入試説明会/Briefing 2025/4/19

- 12:00- : 受付開始/Opening of the hall
- 12:30- : 全体説明(基盤棟 2F大講義室)  
/Briefing (at Transdisciplinary sciences main building 2F large lecture room)
  - 12:30-12:40 進め方の説明 (吉川入試委員) /Outline
  - 12:40-12:55 専攻長挨拶, 研究科・専攻紹介 (篠原専攻長)  
/ Grad. school and department
  - 12:55-13:00 核融合研究教育プログラム紹介 (篠原教員)  
/Nucl. fusion R&E
  - 13:00-13:05 高次元データ駆動科学教育プログラム紹介 (岡田教員)  
/High-dimensional data-driven science E program
  - 13:05-13:10 深宇宙探査学教育プログラム紹介 (吉川教員)  
/Deep space exploration E program
  - 13:10-13:30 入試関連説明 (吉川入試委員) /Briefing of the exam
  - 13:30-13:40 質疑応答/Q and A
- 14:00- : 施設と研究室のツアー/Facility and Lab tours  
(5つのグループに別れて見学/Guided tour in 5 groups)
- 16:00- : 個別研究室見学/Lab visits  
(各研究室で対面/in each Lab)
- -18:00 : 終了(閉館)/Close

本資料をダウンロード等をして持参することをお勧めします。

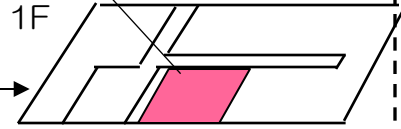
We recommend downloading this document and bringing it with you..

# 施設と研究室のツアー / Facility & Lab Tour (2025/4/19 14:00-)

## 地図 / Map

1-4 江尻/篠原/辻井研  
Ejiri/Shinohara/Tsuji lab.

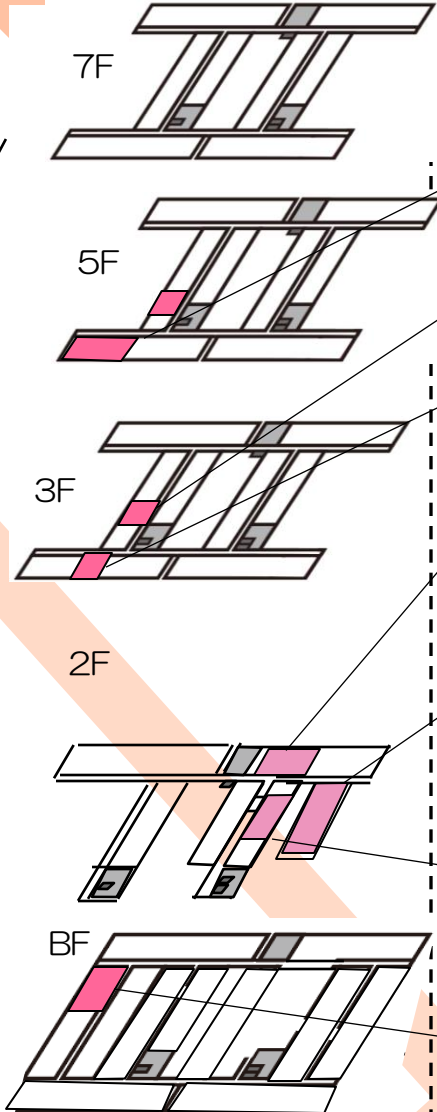
基盤科学実験棟  
Transdisciplinary Sciences  
Laboratory building



基盤棟  
Transdisciplinary  
Sciences main  
building

ツアー順路 /  
Tour Route

ツアー順路 / Tour Route



5E1, 5F4 郡/小林/泉田研  
Kori/Kobayashi/Izumida lab.

3F4 佐々木研  
Sasaki lab.

3E3 篠田/牧野研  
Shinoda/Makino lab.

講義室 林研 Hayashi lab.

講義室 藤澤研 Fujisawa lab.

講義室 藤堂研 Todo lab.

大講義室 青西研 Aonishi lab.

大講義室 杉山・石田/横矢研  
Sugiyama-Ishida/Yokoya labs.

2C5,7 田中研 Tanaka lab.

2C5,7 今村/青木研  
Imamura/Aoki lab.

BH8 吉川・吉岡研  
Yoshikawa/Yoshioka lab

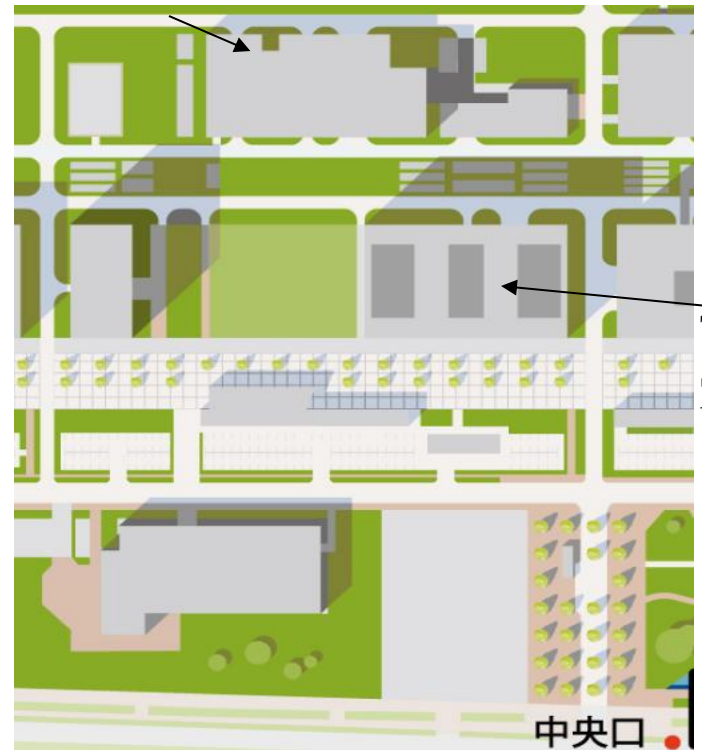
中央口

# 個別研究室見学/ Lab Visits (2025/4/19 16:00-)

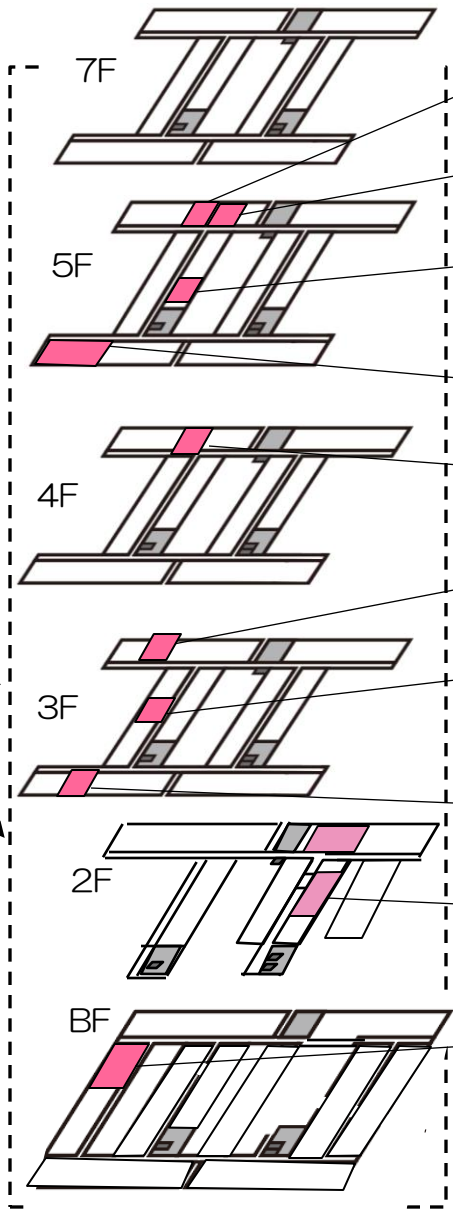
## 地図/Map

1-4 江尻/篠原/辻井研/藤堂研  
Ejiri/Shinohara/Tsuji/Todo lab.

基盤科学実験棟  
Transdisciplinary Sciences  
Laboratory building



基盤棟  
Transdisciplinary  
Sciences main  
building



5H6-1 藤澤研 Fujisawa lab.

5H6-2 林研 Hayashi lab.

5G3 杉山・石田/横矢研  
Sugiyama-Ishida/Yokoya labs.

5E1 郡/小林/泉田研  
Kori/Kobayashi/Izumida lab.

4H7 今村/青木研  
Imamura/Aoki lab.

3H6 青西研 Aonishi lab.

3F4 佐々木研  
Sasaki lab.

3E3 篠田/牧野研  
Shinoda/Makino lab.

2C5,7 田中研 Tanaka lab.

BH8 吉川・吉岡研  
Yoshikawa/Yoshioka lab

# UTokyo-Guest Wi-Fi

## How to Use the Guest Wi-Fi through Self-registration

Overseas guests involved in business or projects at UTokyo are able to use UTokyo-Guest while at the university, in addition to the individual Wi-Fis for meetings as well as eduroam. UTokyo-Guest uses "FREE Wi-Fi PASSPORT", a free Wi-Fi service provided by SoftBank for tourists visiting Japan. Therefore, the registration method for UTokyo-Guest is same as that for FREE Wi-Fi PASSPORT, and that require your mobile phone. You must agree to the terms and conditions of both UTokyo-Guest and FREE Wi-Fi PASSPORT before you begin its use. This service may be suspended, terminated or changed without prior notification.

### If you have an international roaming mobile phone :

In order to register, you must select SoftBank as your roaming provider in Japan and call the dedicated phone number. Depending on your global roaming contract, the service may not be available. Therefore, please check whether or not you can select SoftBank in advance by going through the following steps.

For Android, Tap "Settings"->Tap "Cellular networks"->Tap "Network operators"->Tap "SoftBank".

For iPhone, Tap "Settings"->Tap "Carrier"->Turn "Automatic" off->Tap "SoftBank".

1. If the above settings are ok, connect your device to UTokyo-Guest Wi-Fi and open the login page using a web browser.
2. Click "Registration" on the English/Chinese/Korean login page (not the Japanese page as that is only for domestic mobile phone users). Follow the instructions provided, 1) select "SoftBank" as your roaming provider, 2) call the dedicated number\*, and 3) get your password from the English/Chinese/Korean audio guidance.
3. Your login ID is your phone number with a country code.
4. Once you have registered, you can connect to UTokyo-Guest and other public FREE Wi-Fi PASSPORT spots in Japan for 2 weeks (SSID: .FREE\_Wi-Fi\_PASSPORT).

Country code	1XXXXXXXXXX
Phone number	XXXXXXXXXX
Login ID	1XXXXXXXXXX
Password	1234

Example: For a USA phone number (international roaming mobile phone)

\*A toll-free number. But charges may apply, depending on the mobile provider.

### If you have a domestic mobile phone :

The service is also available on domestic mobile phones with numbers beginning with 070, 080, or 090. The service may not be available depending on your particular contract, for instance prepaid contracts, etc.

1. Connect your device to UTokyo-Guest Wi-Fi and open the login page using a web browser.
2. Click "初めての方はこちら" on the Japanese login page (not the English/Chinese/Korean page as those are for international roaming mobile phone users only). Follow the instructions provided, 1) call the dedicated number, and 2) get your password from the Japanese audio guidance.
3. Your login ID is your phone number.

Phone number	XXXXXXXXXX
Login ID	XXXXXXXXXX
Password	1234

Example: For a domestic phone number

For more information, please visit the FREE Wi-Fi PASSPORT official page.

<http://www.softbank.jp/en/mobile/special/freewifi/> (For oversea guests using international roaming mobile phone)

<http://www.softbank.jp/mobile/network/wifispot/wifi-router/freewifi/domestic-operators/> (For domestic users)

\*) You can use **eduroam** if you have been given your account by "your university"